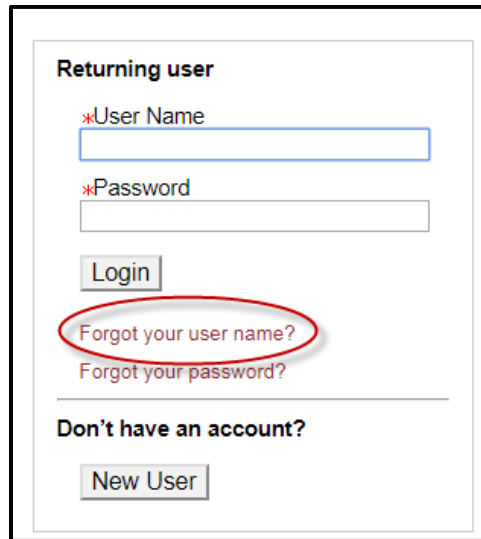


Using the Forgot Username Function

1. If you do not remember your user name, you can use the Forgot User Name option. From the Sign In page, click on **Forgot your user name?** link under the login area.



Returning user

*User Name

*Password

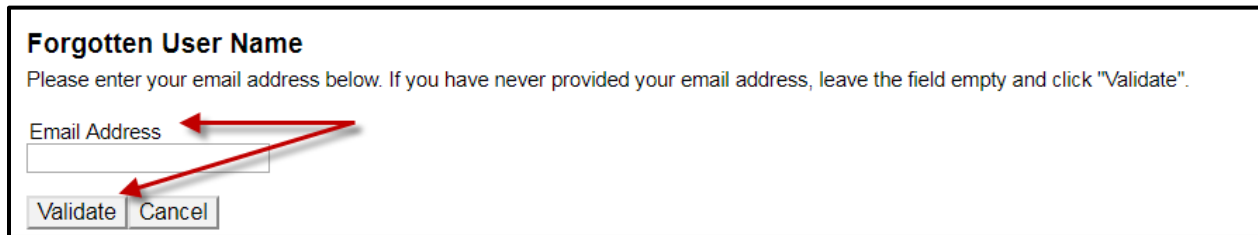
Login

Forgot your user name?
Forgot your password?

Don't have an account?

New User

2. On the next page, the system will prompt you to **enter your email**. You must use the email associated with your account in Taleo.
3. Click the **Validate** button to retrieve your username.



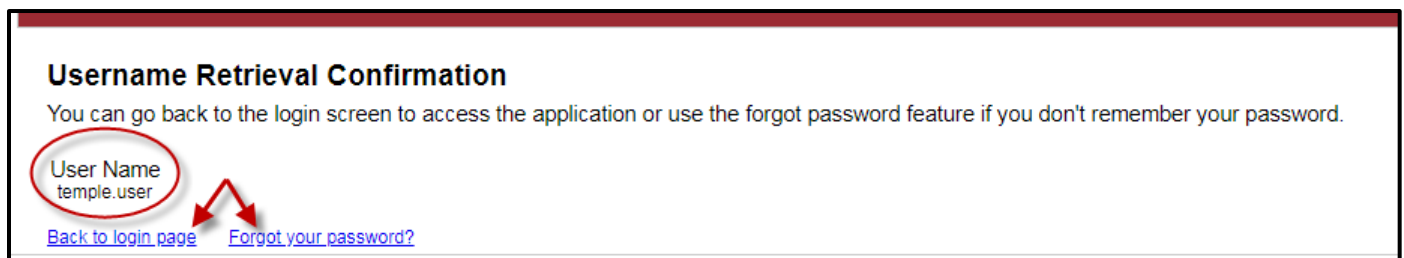
Forgotten User Name

Please enter your email address below. If you have never provided your email address, leave the field empty and click "Validate".

Email Address

Validate Cancel

4. Once your email is validated, the next page will **display your user name**. You can then go back to the login page or continue to reset your password if needed.



Username Retrieval Confirmation

You can go back to the login screen to access the application or use the forgot password feature if you don't remember your password.

User Name
temple.user

[Back to login page](#) [Forgot your password?](#)